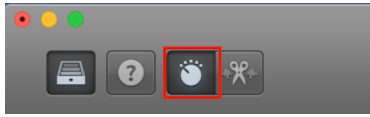
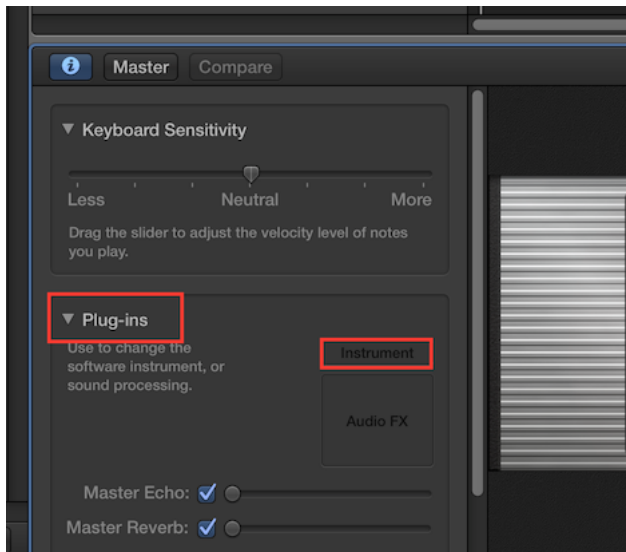


USING PLAY IN APPLE GARAGEBAND

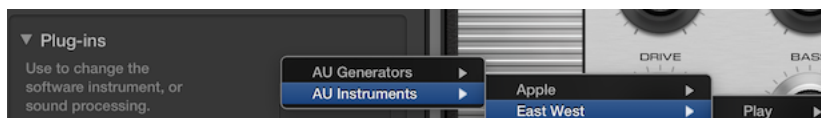
1. Once Garageband has opened, click on the Smart Tools icon in the top-left.



2. In the window that appears, click on the "i" Info Icon in the top-left corner to reveal the plugins button.



3. Click in the Instrument menu and navigate to PLAY Stereo by going through the following sub-menus: AU Instruments / East West / PLAY



4. Once the Play plugin is loaded, you're now ready to load an instrument and begin composing!